

# USER MANUAL

Tesla Headrest Backseat Organizer



Protection



Fast charging



Retractable



Compatible

## Contents

Specifications ..... 01  
 Overview ..... 02  
 Installation Instructions ..... 04  
 Attentions ..... 07  
 Customer Service ..... 08

## Thank you for purchasing and using this product!

In order to bring you a better experience, please read this operation instruction carefully before using this product and keep it properly for future reference.

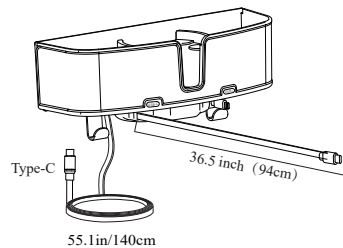
## Specifications

Name	Tesla Headrest Backseat Organizer
Model	SS-X09
Material	ABS+PC+PU
Applicable Place	Car Headrest
Colour	Black
Charging Cable	USB-C,USB-i
Input Voltage	5V/9V
Input Current	Max 3A/27W
Output Current	USB-i/2A,Type-c/3A
Wire Length	36.5 inch

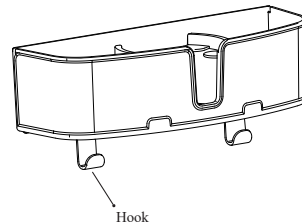
The parameters above are derived from the laboratory of. The actual parameters may differ from product to product or other factors. All images shown here are for reference only.

## Overview

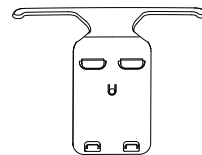
Optional - A - Car Headrest Organizer with Charging Cable



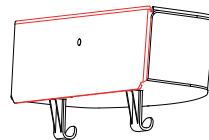
Optional - B - Car Headrest Organizer



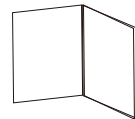
## Universal accessories



Tesla Headrest Hook



Storage box

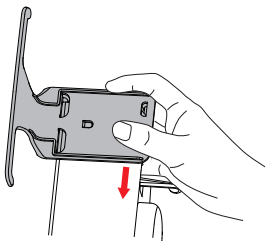


Instructions

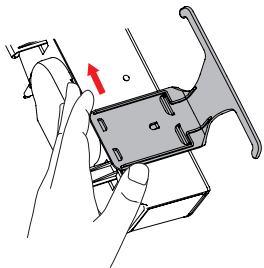
## Installation Instructions

Use with A/B

1. Snap hooks onto edge of storage box

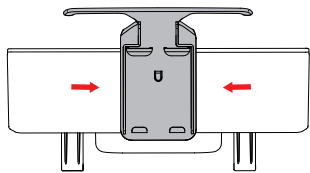


2. Push hooks slowly inward

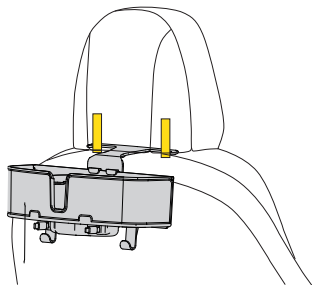


04

3. Adjust hooks spacing based on headrest lever position

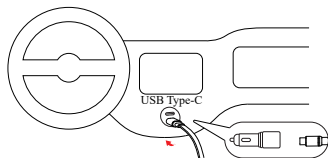


4. both ends of the hook are fixed on the inner Tesla headrest bar



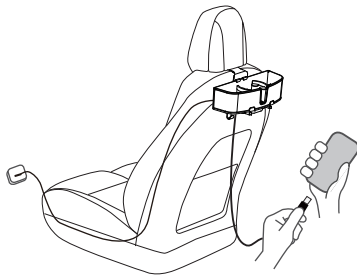
05

5. Plug into the USB Type-C port of your car or adapter.



6. Pull Out / Retract the Charging Cables

- a. Pull it out to the required length, release the hand and the charging cable will be fixed.
- b. Pull out the charging cable 0.4 inches-0.8 inches, Automatically retracts after release.



06




## Attentions

1. The charging cable interface of this product is a USB Type-C interface. Please ensure that the car has a USB Type-C interface or use an adapter with a USB Type-C interface. Cars or car adapters without this interface will not work properly.
2. Keep the operating ambient temperature at 32-104°F, do not place the product in water and fire, and the environment- ts with too high (>104°F) and too low(<32°F)temperature.
3. Please do not disassemble.
4. Do not install the car headrest cable box in a place that interferes with driving.
5. Incorrect use or improper placement of the product by the user may lead to a reduction in the service life of the product or damage to the product. The consequence thus incurred is not within the scope of the warranty or the manufacturer's responsibility. We hope you can kindly understand.

**NOTE\*:** Only Suitable for Tesla model 3/Y seats.

07

## Customer Service

-  24 month limited warranty
-  Lifetime technical support
-  [support@ohlpro.com](mailto:support@ohlpro.com)



If you have any questions or concerns about our products, please feel free to contact us. We'd be more than happy to help and answer you. Thank you for your attention and support to our products we look forward to establishing a good cooperative relationship with you.

08